

# Lotus blossoms


For C flute

Andrew Allen

Duration: 2 minutes

Copyright © 2006  
All Rights Reserved

The entire piece should be played using an “S” wind. This is achieved by the performer forming the shape of their teeth for the sound [ssssss] and blowing wind through the teeth.

The symbol  means for the performer to continue to decrescendo until only the breath remains.

The glissando over slurred notes to microtones means for the performer to bend the pitch downwards and to not break the wind in doing so.






The symbol  requires the performer to gradually accelerate at an unmeasured pace.


Chart of Microtones: (Fingerings are given in the score when necessary.)


 3 quarter tones flat


 2 quarter tones flat

 1 quarter tone flat

 0 quarter tones

 1 quarter tone sharp

 2 quarter tones sharp

 3 quarter tones sharp



11

*pp* *ppp* *f* *f* *gliss.* *gliss.*

14

*f* *ff* *mf* *gliss.*

17 **much slower**

*p* *mf* *gliss.*

19 **a tempo**

*f* *ff* *p* *gliss.* *gliss.* *gliss.* *8va*

22 **much slower**

*f* *pp* *fff* *gliss.* *gliss.* *8va*